



ESKİŞEHİR  
PROVINCIAL INDUSTRY  
ESKİŞEHİR OIZ AND  
INVESTMENT OPPORTUNITIES

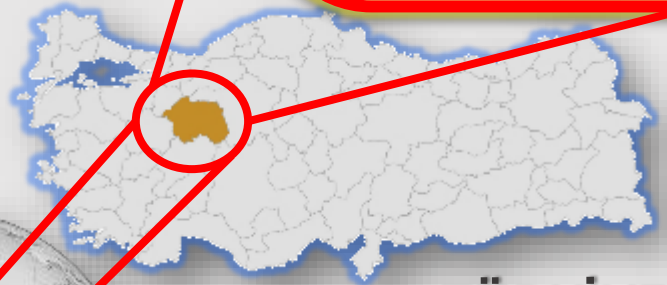
20 May 2024



ESKİŞEHİR  
ORGANIZED  
INDUSTRIAL ZONE

ESKİŞEHİR

# Location of Eskişehir



**ESKİŞEHİR**

**TÜRKİYE**



**WORLD**

**AREA**  
13.652 km<sup>2</sup>

**1**

**ALTITUDE**  
788 m

**2**

**NUMBER OF  
DISTRICTS**  
14

**3**

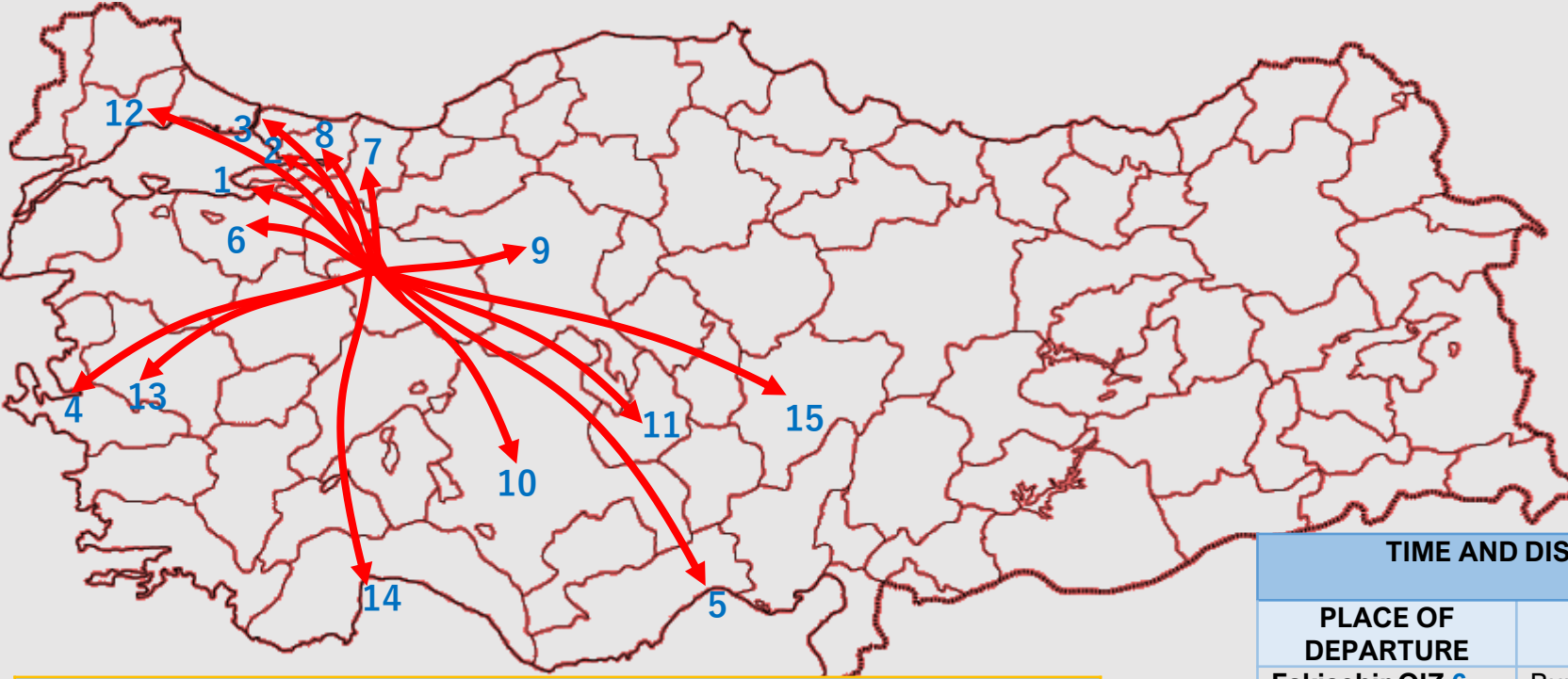
**POPULATION -  
2023**  
915.418

**4**

**INCOME PER  
CAPITA - 2022**  
\$ 11.062

**5**

# Distance of Eskişehir to Some Ports and Provinces



**TIME AND DISTANCE INFORMATION FROM ESKİŞEHİR TO SOME PORTS BY HIGHWAY**

PLACE OF DEPARTURE	PLACE OF ARRIVAL	DURATION	DISTANCE
Eskişehir OIZ 1	Gemlik Port	2 hours 05 min.	190 Km
Eskişehir OIZ 2	Derince Port	2 hours 47 min.	235 Km
Eskişehir OIZ 2	Tuzla Port	3 hours 09 min.	272 Km
Eskişehir OIZ 2	Pendik Port	3 hours 15 min.	272 Km
Eskişehir OIZ 3	Haydarpaşa Port	3 hours 21 min.	301 Km
Eskişehir OIZ 3	Ambarlı Port	3 hours 49 min.	347 Km
Eskişehir OIZ 4	İzmir Port	5 hours 25 min.	505 Km
Eskişehir OIZ 5	Mersin Port	7 hours 12 min.	659 Km

**TIME AND DISTANCE INFORMATION FROM ESKİŞEHİR TO SOME PROVINCES BY HIGHWAY**

PLACE OF DEPARTURE	PLACE OF ARRIVAL	DURATION	DISTANCE
Eskişehir OIZ 6	Bursa	2 hours 06 min.	162 Km
Eskişehir OIZ 7	Sakarya	2 hours 21 min.	191 Km
Eskişehir OIZ 8	Kocaeli	2 hours 35 min.	226 Km
Eskişehir OIZ 9	Ankara	2 hours 50 min.	229 Km
Eskişehir OIZ 3	İstanbul	3 hours 59 min.	308 Km
Eskişehir OIZ 10	Konya	4 hours 02 min.	323 Km
Eskişehir OIZ 11	Aksaray	4 hours 22 min.	396 Km
Eskişehir OIZ 12	Tekirdağ-Çerkezköy	4 hours 51 min.	413 Km
Eskişehir OIZ 4	İzmir	5 hours 26 min.	506 Km
Eskişehir OIZ 13	Manisa	5 hours 15 min.	410 Km
Eskişehir OIZ 14	Antalya	5 hours 16 min.	414 Km
Eskişehir OIZ 15	Kayseri	5 hours 59 min.	534 Km

# Eskişehir's Geographical Advantage



- With its geographical advantage;
- Opportunity to reach 20 cities and a population of 40 million people which are 4 hours from Eskişehir
- Opportunity to reach 48% of Turkey's population in a short time

## ➤ Economically;

- Opportunity to address the economic size of 460 Billion Dollars in 20 cities which are 4 hours from Eskişehir
- Opportunity to reach 20 big cities that make up 58% of Turkey's 790 billion dollars GDP

# Population

**ESKİŞEHİR**  
2023 Population: 915.418

Districts	Population	Percentage
City Center	815.000	89%
12 Districts	100.000	11%

**Population Projection for 2025: 998.571**



Age Group	Population	Percentage
00-04	51.259	5,78%
05-09	53.878	6,07%
10-14	54.304	6,12%
15-19	57.117	6,44%
20-24	75.021	8,45%
25-29	66.068	7,44%
30-34	66.867	7,53%
35-39	69.919	7,88%
40-44	66.802	7,53%
45-49	63.584	7,16%
50-54	58.588	6,60%
55-59	56.346	6,35%
60-64	45.995	5,18%
65-69	36.415	4,10%
70-74	27.145	3,06%
75-79	18.360	2,07%
80-84	11.723	1,32%
85-89	6.046	0,68%
90+	2.038	0,23%

**15-64 Age**  
**626.307**  
**%70,6**

Year	Eskisehir's Population	Male Population	Female Population	Increase Rate	Population density
2023	915.418	454.606	460.812		66 /km2
2019	887.475	443.635	443.840	%1.87	64 /km2
2018	871.187	434.112	437.075	%1.23	63 /km2
2017	860.620	429.078	431.542	%1.87	62 /km2
2016	844.842	421.580	423.262	%2.19	61 /km2
2015	826.716	412.205	414.511	%1,77	59 /km2
2010	764.584	378.275	386.309	%1.21	55 /km2

# Education



SCHOOL

535



CLASSROOM

6.457



TEACHER

11.487



STUDENT

153.832

107

Number of Private Schools in Eskişehir (Includes All School Types)

3

Eskişehir's Place in the Ranking of 81 Provinces in the YKS University Exam

## Number of Students Per Classroom



Primary+Secondary School

23



General Secondary Education

22



Professional and Technical

17

3

Eskişehir's place in the ranking of the most preferred cities by foreign students

## NUMBER OF SCHOOLS, STUDENTS AND TEACHERS IN ESKİŞEHİR – 2019 YEAR

School Type	SCHOOL	Branch	Classroom	Number of Students	Number of Teachers
PRE-SCHOOL	123	944	605	15.631	736
Primary School	154	1.986	2.321	41.274	3.001
Secondary School	138	1.927	1.449	45.325	3.441
SECONDARY EDUCATION TOTAL	120	1.906	2.082	51.602	4.309
General Secondary Education	66	1.010	1.120	32.909	2.173
Professional and Technical	54	896	962	18.693	2.136
GRAND TOTAL	535	6.763	6.457	153.832	11.487

# Universities in Eskişehir



## ANADOLU UNIVERSITY

- **Established in 1958**
- **2.049 Associate Degree Students**
- **18.250 Undergraduate Students**
- **4.439 Graduate Students**
- **1.725 PhD Students**
- **26.643 Total Students**
- **3.334.810 Total Open Education Stu.**
- **1.518 Total Faculty Members**

[www.anadolu.edu.tr](http://www.anadolu.edu.tr)



- **Established in 1970**
- **2.399 Associate Degree Students**
- **24.468 Undergraduate Students**
- **2.672 Graduate Students**
- **925 PhD Students**
- **30.464 Total Students**
- **1.700 Total Faculty Members**

[www.ogu.edu.tr](http://www.ogu.edu.tr)



## ESKİŞEHİR TEKNİK ÜNİVERSİTESİ ESKİŞEHİR TECHNICAL UNIVERSITY

- **Established in 2018**
- **3.117 Associate Degree Students**
- **8.573 Undergraduate Students**
- **2.046 Graduate Students**
- **584 PhD Students**
- **14.320 Total Students**
- **643 Total Faculty Members**

[www.eskisehir.edu.tr](http://www.eskisehir.edu.tr)

- **7.565 Associate Degree Students**
- **51.291 Undergraduate Students**
- **9.157 Graduate Students**

- **3.234 PhD Students**
- **71.247 Total Students**
- **3.334.810 Total Open Edu. Stu.**

- **3.861 Total Faculty Members**
- **31 Faculties, 13 Institutes**
- **263 Departments and 269 Programs**



# Transportation-1

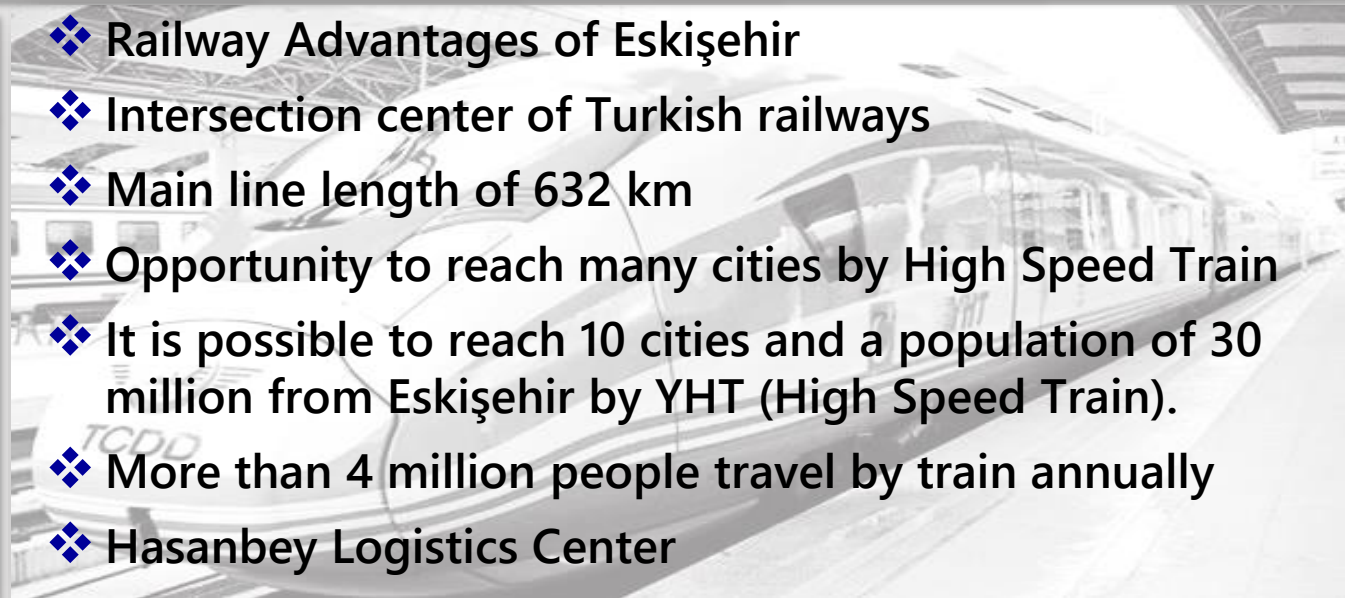
- Highway Advantages of Eskişehir
- There is a total 917 km of road network in Eskişehir, 384 km of this are state roads and 533 km are provincial roads.
- The length of the divided road is 314 km.
- Opportunity to reach a population of 35 million by road, 4 hours' distance from Eskişehir
- 202 km Eskişehir-Sivrihisar-Bursa Highway is under project
- The construction of Eskişehir Southern Ring Road will start



## NUMBER AND DURATION OF FROM ESKİŞEHİR TO CERTAIN CITIES BY HIGH SPEED TRAIN (YHT-High Speed Train)

Departure	Arrival	Number of Daily Expeditions	Duration
Eskişehir	Ankara	17 Times	1 Hour 26 Min.
Eskişehir	İstanbul-Bostancı	18 Times	2 Hour 45 Min.
Eskişehir	Konya	5 Times	1 Hour 40 Min.
Eskişehir	Karaman	2 Times	3 Hour 45 Min.
Eskişehir	Arifiye-Sakarya	14 Times	1 Hour 15 Min.
Eskişehir	Sivas	3 Times	5 Hour 00 Min.
Eskişehir	Bursa	It will be put into service in 2025	

- ❖ Railway Advantages of Eskişehir
- ❖ Intersection center of Turkish railways
- ❖ Main line length of 632 km
- ❖ Opportunity to reach many cities by High Speed Train
- ❖ It is possible to reach 10 cities and a population of 30 million from Eskişehir by YHT (High Speed Train).
- ❖ More than 4 million people travel by train annually
- ❖ Hasanbey Logistics Center



# Transportation-2



- Eskişehir's Seaway Facilities
- The closest port to Eskişehir is Gemlik Port, which is 2 hours and 190 km away.
- There are 3 major port operations in Gemlik Port.
- It is possible to reach 5 different ports with a 3-hour drive from Eskişehir.
- Connection to Gemlik Port will be provided via Eskişehir-Bursa YHT railway line until 2025.

- ❖ Eskişehir's Airline Facilities
- ❖ Eskişehir Hasan Polatkan Airport has a terminal building with a capacity of 500 thousand passengers/year.
- ❖ The runway is 3.000x45 meters in size and is covered with concrete.
- ❖ 5.112 aircrafts and 109 thousand passengers in 2022
- ❖ **There are weekday flights from Eskişehir to Belgium, Germany and France by Sunexpress, Corendon Airlines and TUI Airlines Belgium.**
- ❖ The airport is 10 minutes from the city.



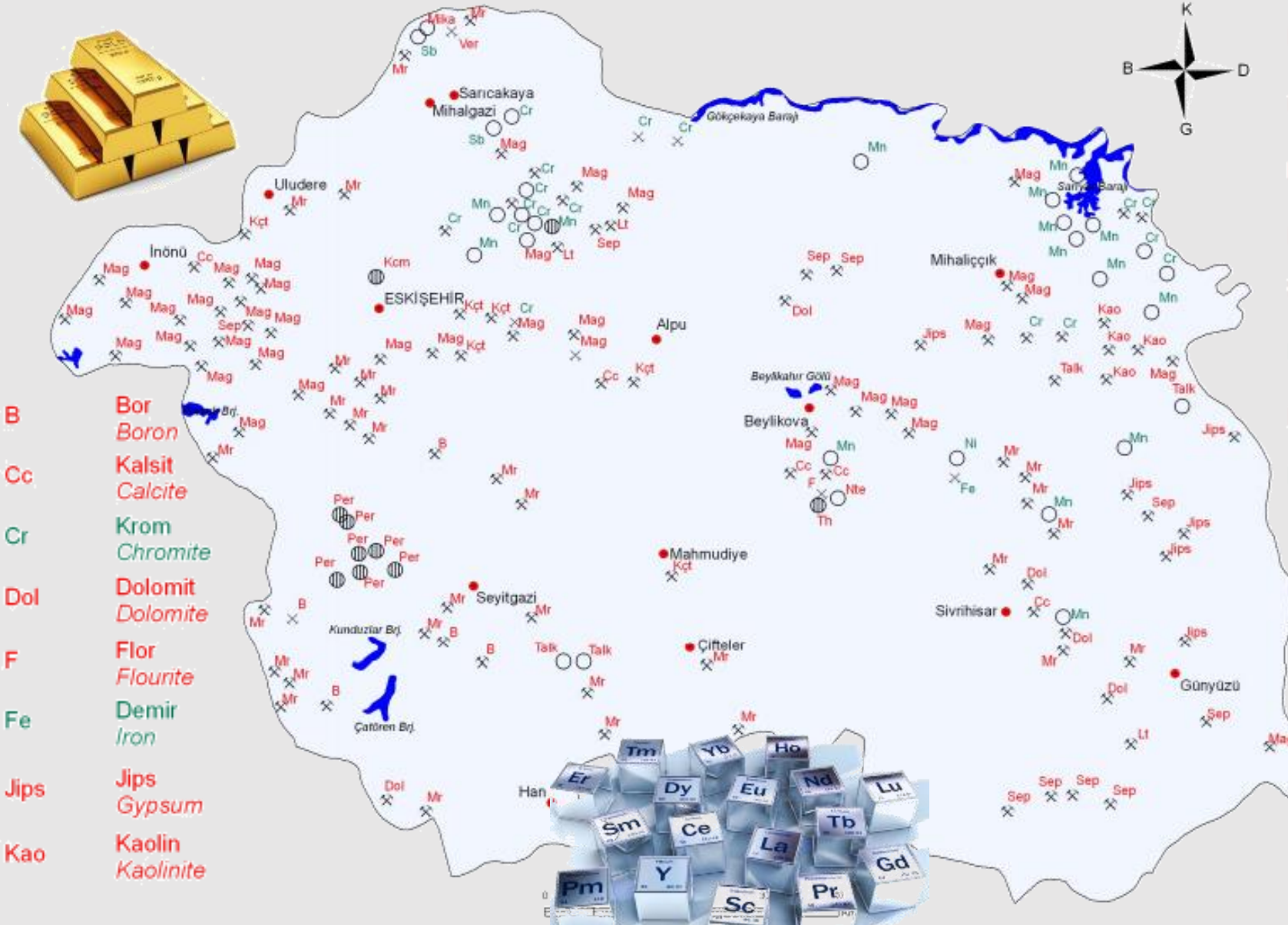
# Logistics Center

## Eskişehir (Hasanbey) Logistics Center

- Hasanbey Logistics Center was established on a total area of 540.000 m<sup>2</sup>.
- It was put into service in 2014. The center is on the Eskişehir-Ankara railway and is 11 km from the center of Eskişehir.
- Its distance to Eskişehir OIZ is 9 km.
- The closed area is 10.180 m<sup>2</sup>.
- Multimodal Terminal Capacity is 1.400.000 Tons/year.
- Intermodal Terminal Capacity is 12.000 TEU/Year.
- Truck Park Capacity is 10.000 m<sup>2</sup>.
- In 8 year-time since the center was opened, more than 1 million tons/year of products have been transported.
- 9 km railway connection between the Logistics Center and Eskişehir OIZ will be built until 2024.
- In this way, companies in EOIZ will be able to transport their cargoes more cheaply to the port and other cities by means railway.



# Eskişehir Mineral Resources



Kcm	Kum-Çakıl Sand-Gravel	Nte	Nadir Toprak Element Rare Earth Element
Kçt	Kireçtaşı Limestone	Per	Perlit Perlite
Lt	Lületaşı Meerschaum	Sb	Antimuan Antimony
Mag	Magnezit Magnesite	Sep	Sepiyolit Sepiolite
Mika	Mika Mica	Talk	Talk Talc
Mn	Mangan Manganese	Th	Toryum Thorium
Mr	Mermer Marble	Ver	Vermikülit Vermiculite
Ni	Nikel Nikel		

## AÇIKLAMALAR / EXPLANATIONS

- ZUHUR / EXPOSURE
- ⊕ YATAK / DEPOSIT
- × İŞLETME / MINE
- × ESKİ İŞLETME / OLD MINE
- Yerleşim merkezi  
Urban center

METALİK MADENLER  
METALLIC MINERALS

ENDÜSTRİYEL HAMMADELER  
INDUSTRIAL RAW MATERIALS



# Hotel, Accommodation, Cinema, Theatre

**38**

NUMBER  
OF CINEMA  
HALLS



**11**

NUMBER OF  
THEATRE  
HALLS



**932.971**

NUMBER OF  
CINEMA  
AUDIENCE



**147.611**

NUMBER OF  
THEATRE  
AUDIENCE



**68**

NUMBER  
OF  
HOTELS



**881.106**

TOTAL  
NUMBER OF  
OVERNIGHT  
STAYS



**76.785**

NUMBER OF  
OVERNIGHT  
STAYS OF  
FOREIGNERS

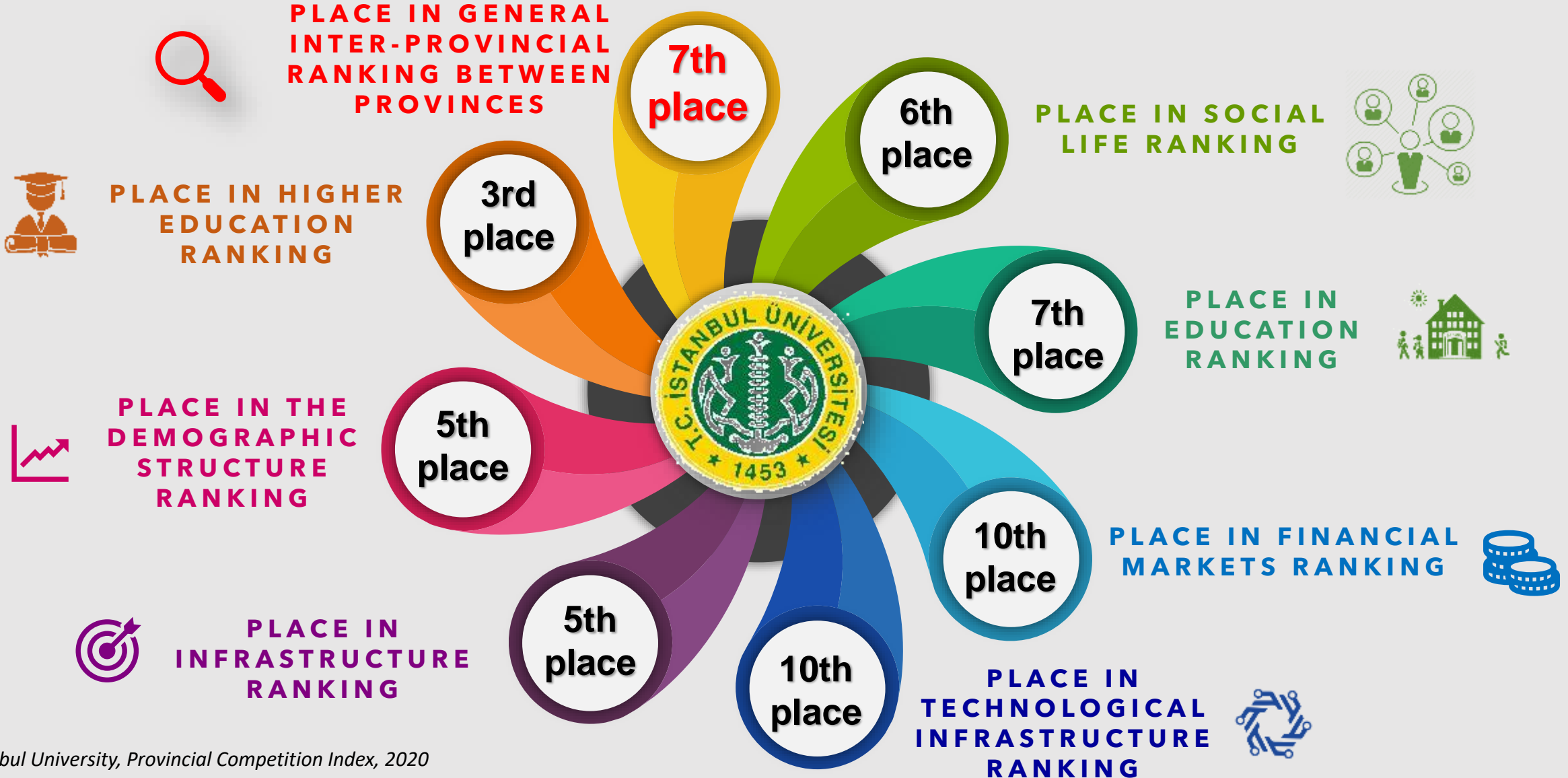


**7.573**

NUMBER  
OF BEDS



# Eskişehir's Interprovincial Competition Index Level-1



# Eskişehir's Interprovincial Competition Index Level-2

-The Place of Eskişehir Among 81 Cities According to the Results of the "Inter-Provincial Competitiveness Index 2018" Research of the International Competition Research Authority (URAK) in 2018.

## Interprovincial Competition Index(General Index)

İller	2012-2013	2013-2014	2014-2015	2015-2016	2016-2017
İstanbul	1	1	1	1	1
Ankara	2	2	2	2	2
İzmir	3	3	3	3	3
Kocaeli	4	4	4	4	4
Bursa	5	5	5	5	5
Eskişehir	6	6	6	6	6
Antalya	7	7	7	7	7
Konya	8	8	8	8	8
Yalova	13	10	9	9	9
Sakarya	12	9	10	10	10
Tekirdağ	9	11	11	11	11
Trabzon	10	12	12	14	12
Denizli	17	18	19	12	13
Edirne	11	13	13	15	14

## Livability sub-index ranking of provinces by years

İller	2012-2013	2013-2014	2014-2015	2015-2016	2016-2017
İstanbul	2	2	1	1	1
Ankara	1	1	2	2	2
Trabzon	5	5	6	4	3
Eskişehir	3	3	3	3	4
İzmir	4	4	4	5	5
Bursa	6	8	5	6	6
Rize	10	9	8	10	7
Antalya	7	7	11	7	8
Yalova	8	6	7	9	9
Karabük	9	11	10	14	10
Bolu	23	19	13	11	11
Konya	12	10	9	8	12
Edirne	15	15	16	15	13
Kocaeli	14	16	12	18	14

# The safest city in Turkey; Eskişehir



**-According to Numbeo data for January 2021, according to the world's safest cities list, Eskişehir in Turkey becomes 8th in the world.**

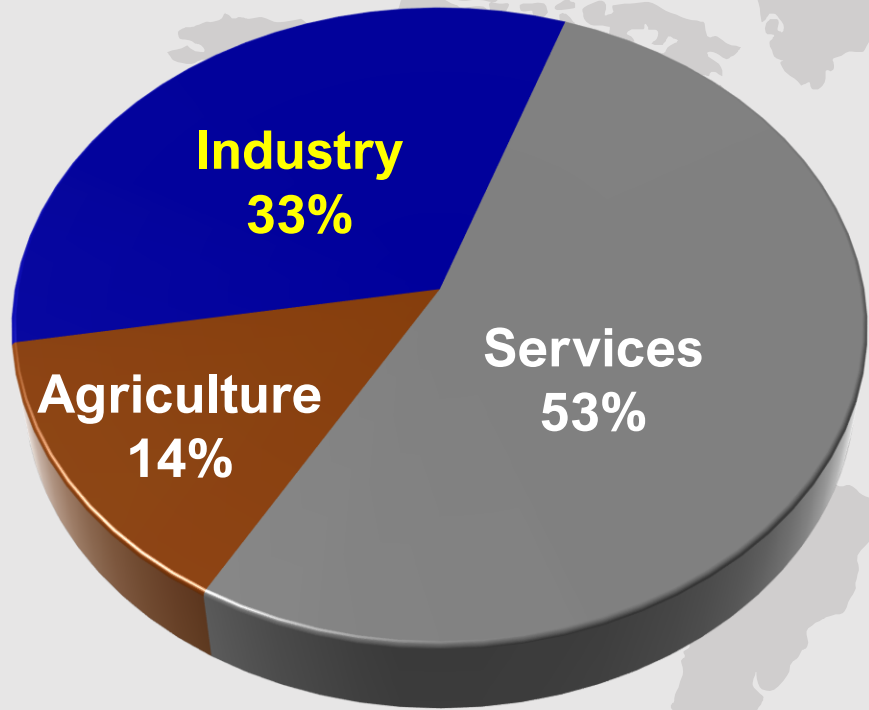
**-In Turkey, it became 1st among 81 provinces.**

Rank	City	Crime Index	Security Index
1	Abu Dhabi, UAE	11,33	88,67
2	Doha, Katar	11,48	88,52
3	Taipei, Taiwan	14,20	85,80
4	Quebec City, Canada	14,64	85,36
5	Zurich, Switzerland	16,83	83,17
6	Dubai, UAE	17,05	82,95
7	Munich, Germany	17,39	82,61
<b>8</b>	<b>Eskişehir, Turkey</b>	<b>17,55</b>	<b>82,45</b>
9	Bern, Switzerland	18,11	81,89
10	Irvine, Ca, USA	18,26	81,74

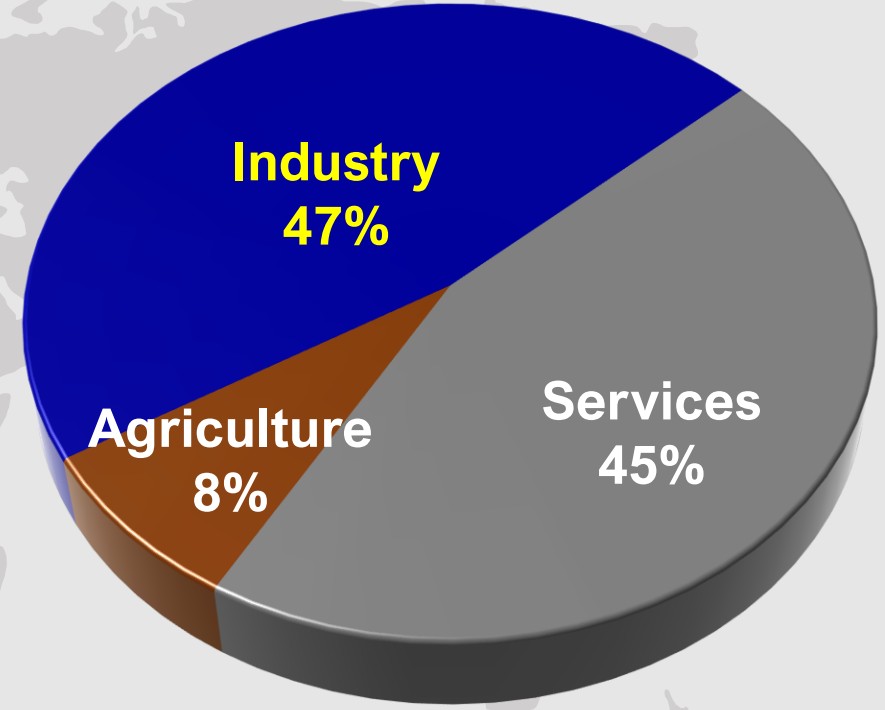


# ESKİŞEHİR'S INDUSTRY

## Share of Sectors in Eskişehir's GNP

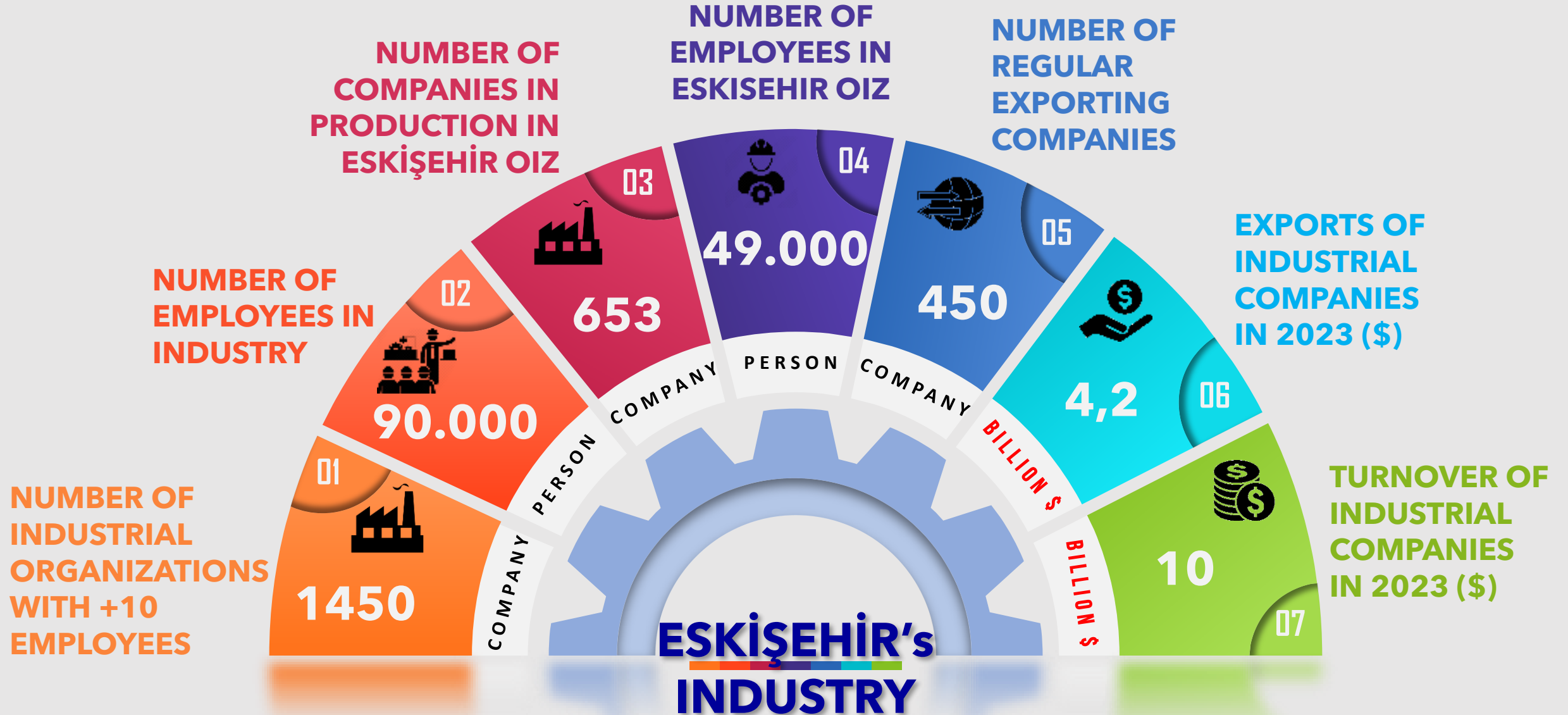


**2004**


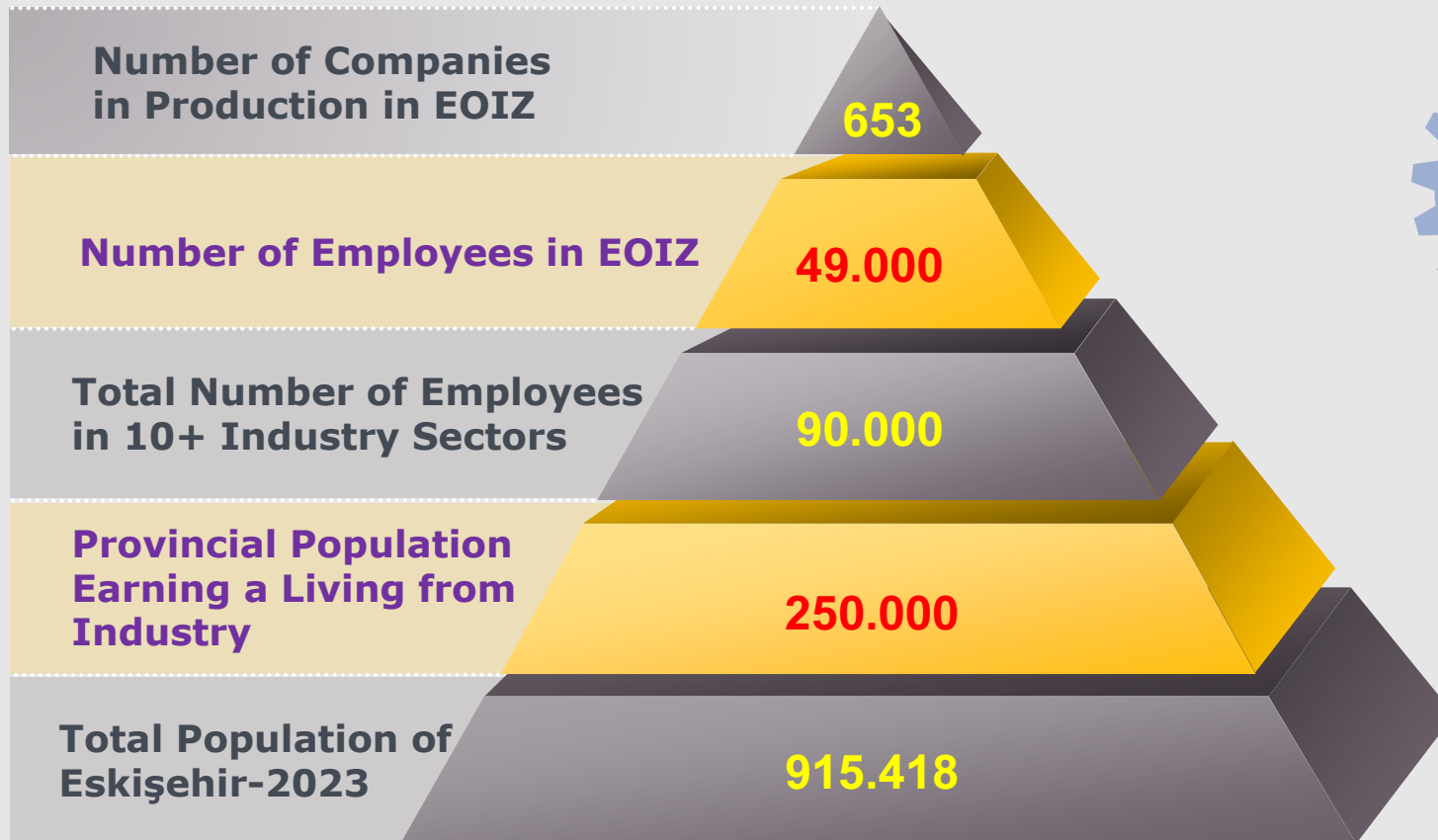


**2022**

# Eskişehir Industry-Current Situation



# Eskişehir Industry-Current Situation



# Leading Sectors in Eskişehir's Industry-1



**100  
Companies**

**60  
Companies**

**10  
Companies**

**90  
Companies**

**160  
Companies**

**13.200  
Employees**

**9.500  
Employees**

**1.500  
Employees**

**11.900  
Employees**

**5.200  
Employees**

***White  
Goods  
Industry***

***Aerospace  
and Defence  
Industry***

***Rail  
Systems  
Industry***

***Food  
industry***

***Machinery  
and Metal  
Industry***

# Leading Sectors in Eskişehir's Industry-2



**40**  
**Companies**

**4.300**  
**Employees**

**Automotive  
Supply  
Industry**

**45**  
**Companies**

**4.300**  
**Employees**

**Soil and  
Ceramic  
Industry**

**15**  
**Companies**

**3.300**  
**Employees**

**Glass and  
Glass  
Products  
Industry**

**80**  
**Companies**

**3.600**  
**Employees**

**Chemical  
and Plastic  
Industry**

**75**  
**Companies**

**3.800**  
**Employees**

**Mining  
Industry**

# Eskişehir's Share in National Production-1

## %100-%90



- Aircraft Engine 100%
- Helicopter Engine 100%
- Locomotive 100%
- Cooling Compressor 100%
- Raw Magnesite 100%
- Jack 98%
- Glass Cup-Glass 90%

## %89-%70



- Colorless Glass Bottles 85%
- Boron Oxides 82%
- Aircraft Parts 75%

## %69-%50



- Refractory Bricks 60%
- Truck 52%
- Fridge 50%
- Natural Gas Stove 50%
- Colored Glass Bottle 50%

## %49-%30



- Generator 45%
- Laundry Drying Machine 40%
- Gas Oven 40%
- Gas Cooker 40%
- Chocolate 40%
- Electric Bicycle 32%
- Sintered Magnesite 35%
- Milk 30%
- Trac.-Work Machine Cabinet 30%
- Tile 30%

# Eskişehir's Share in National Production-2

## %29-%20



- Polyester Resin 25%
- Bicycle 25%
- Cellulosic Varnish 20%
- Tap-Faucet 20%
- Biscuits 20%
- Cracker 20%
- Wooden Pallet 20%
- Electric Oven 20%
- Ceramic Wall Tile 20%
- Spraying Mortar 20%

## %19-%10



- Dishwasher 17%
- Rim 15%
- Cake 12%
- Cable Trays 12%
- Chromium 10%
- Nuts 10%
- Stone Wool 10%
- Bearings 10%
- Suits 10%
- Fruit Juice 10%
- Styrofoam 10%

## %9-%6



- Ceramic Sanitary Ware 8%
- Plows 8% %8
- Plaster 7%
- Electric Heater 7%
- Cast Iron Pan and Pot 7%
- Mirror 7%
- Double Glazing 6%
- Plastic Panel 6%
- Plastic Window 6%
- Granite 6%

## %5-%1



- Electric Cooker 5%
- Plastic Profile 5%
- Shirt 5%
- Elastomeric Covering. 5%
- Polyethylene Foam 5%
- Ready Mortars 5%
- Plastic Door 4%



# FOREIGN TRADE IN ESKİŐEHİR

# FOREIGN TRADE IN ESKİŞEHİR



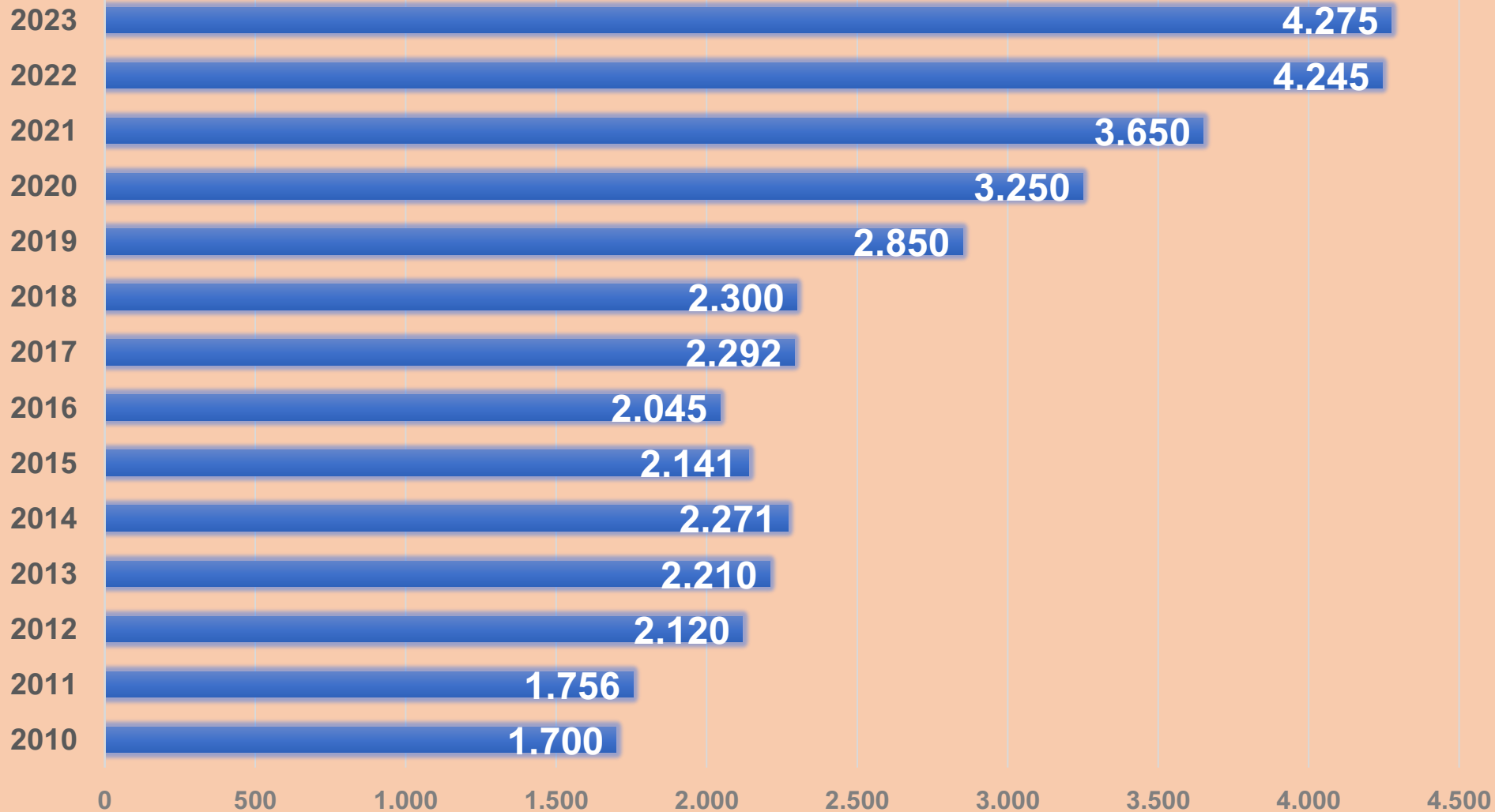
The share of exports of Eskişehir's high-tech products in total exports is 15%

The share of Turkey's exports of high technology products in total exports is 3.8%



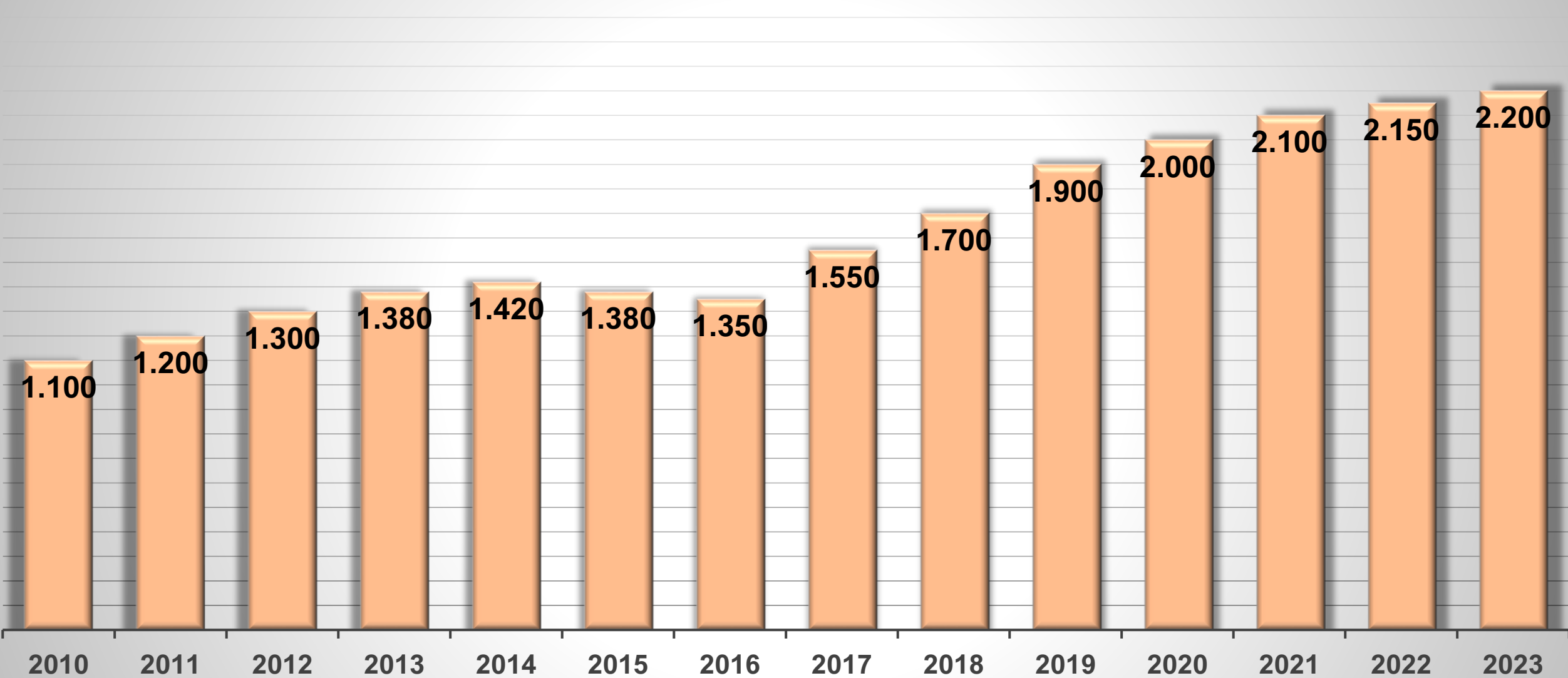
# FOREIGN TRADE IN ESKİŞEHİR

## *Exports of ECI Members (Million \$)*



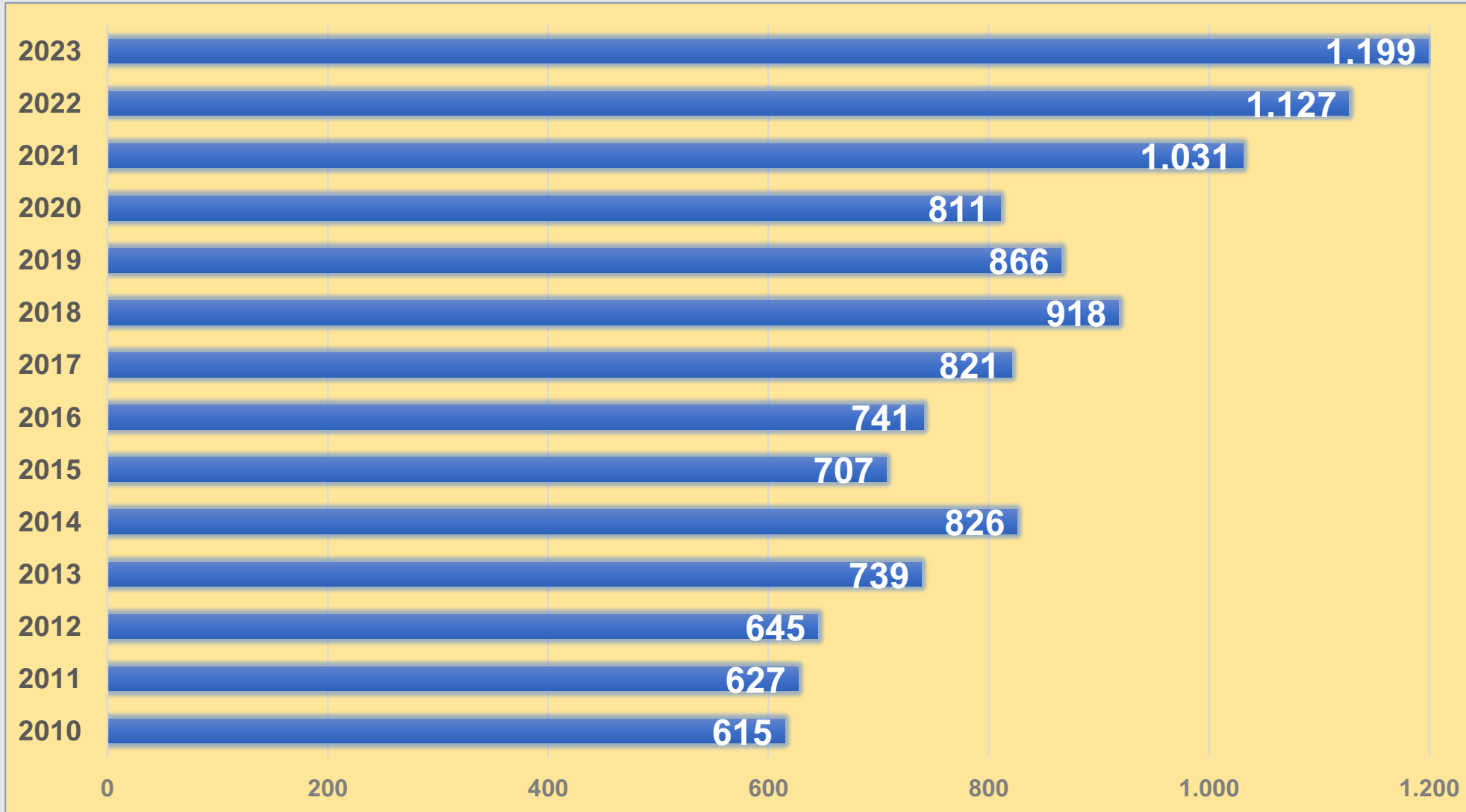
# FOREIGN TRADE IN ESKİŞEHİR

## EXPORT FROM ESKİŞEHİR OIZ (\$ MILLION)



# FOREIGN TRADE IN ESKİŐEHİR

*Eskiőehir's Imports According to TURKSTAT Data (Million \$)*



# FOREIGN TRADE IN ESKİŞEHİR-2022

According to TURKSTAT Data, Eskişehir's Top 20 Export Countries-2022

Order No.	Country	Export	Flag	Order No.	Country	Export	Flag
1	USA	355.750.886		11	UK	24.905.688	
2	Germany	114.579.262		12	Serbia	22.944.986	
3	France	110.388.314		13	Bulgaria	22.419.504	
4	Romania	56.952.910		14	Netherlands	16.493.014	
5	Russia	55.308.576		15	Canada	14.878.249	
6	Poland	45.658.169		16	Georgia	13.900.383	
7	Austria	42.575.064		17	Slovenia	12.596.599	
8	Spain	41.266.902		18	Free Zone	12.339.590	
9	Belgium	31.071.230		19	Yemen	11.846.927	
10	Italy	27.690.997		20	Egypt	11.758.729	

*The Share of the Top 20 Countries in Exports is 80%.*

*2022 Exports: 1.314 Million \$*

*Top 20 Countries Export Amount: 1.045 Million \$*

# FOREIGN TRADE IN ESKİŞEHİR-2023





















According to TURKSTAT Data, Eskişehir's Top 20 Export Countries-2023

Order No.	Country	Export	Flag	Order No.	Country	Export	Flag
1	USA	426.084.944		11	UK	26.115.255	
2	France	115.168.992		12	Serbia	23.163.646	
3	Germany	104.549.812		13	Italy	22.169.278	
4	Russia	66.725.318		14	Netherlands	21.886.229	
5	Romania	60.693.908		15	Bulgaria	21.572.695	
6	Spain	50.371.876		16	Canada	19.893.586	
7	Poland	47.128.491		17	Free Zone	16.416.661	
8	Austria	45.888.547		18	Georgia	16.267.447	
9	Belgium	32.991.107		19	Egypt	14.230.209	
10	Azerbaijan	28.716.167		20	Yemen	13.936.335	

*The Share of the Top 20 Countries in Exports is 80%. 2023 Exports: 1.471 Million \$ Top 20 Countries Export Amount: 1.173 Million \$*

# FOREIGN TRADE IN ESKİŞEHİR-2022

## According to TURKSTAT Data, Eskişehir's Top 20 Import Countries-2022



Order No.	Country	Import	Flag	Order No.	Country	Import	Flag
1	USA	254.281.930		11	Malaysia	21.076.672	
2	China	179.512.619		12	Slovenia	18.703.550	
3	Germany	100.032.486		13	Austria	18.306.745	
4	Italy	76.519.709		14	Egypt	14.677.853	
5	Spain	75.542.138		15	Netherlands	13.476.900	
6	France	60.073.291		16	Brazil	12.878.939	
7	Russia	32.238.709		17	Saudi Arabia	12.818.947	
8	India	25.209.181		18	Belgium	12.769.059	
9	UK	24.741.806		19	Poland	10.229.673	
10	South Korea	23.299.148		20	Japan	9.472.003	

*The Share of the Top 20 Countries in Import is 88%. 2022 Import: 1.127 Million \$ Top 20 Countries Import Amount: 995 Million \$*



# FOREIGN TRADE IN ESKİŞEHİR-2023

## According to TURKSTAT Data, Eskişehir's Top 20 Import Countries-2023



Order No.	Country	Import	Flag	Order No.	Country	Import	Flag
1	USA	284.458.808		11	South Korea	21.972.594	
2	China	146.686.254		12	Netherlands	21.257.510	
3	Germany	106.702.230		13	Japan	17.986.344	
4	Italy	105.866.359		14	Egypt	16.067.863	
5	France	79.552.672		15	Poland	15.173.188	
6	Spain	72.345.077		16	Belgium	13.436.522	
7	UK	34.537.563		17	Czechia	13.211.089	
8	Malaysia	33.397.129		18	Argentina	13.201.436	
9	Russia	27.128.995		19	Slovenia	12.410.096	
10	Austria	24.955.214		20	Norway	9.951.244	

*The Share of the Top 20 Countries in Import is 89%. 2023 Import: 1.199 Million \$ Top 20 Countries Import Amount: 1.070 Million \$*

# FOREIGN TRADE IN ESKİŐEHİR

## ESKİŐEHİR Aviation Industry Products Export (Million \$)

➤	2000	55 M. \$
➤	2001	77 M. \$
➤	2002	67 M. \$
➤	2003	67 M. \$
➤	2004	77 M. \$
➤	2005	94 M. \$
➤	2006	115 M. \$
➤	2007	155 M. \$
➤	2008	175 M. \$
➤	2009	190 M. \$
➤	2010	193 M. \$
➤	2011	195 M. \$
➤	2012	243 M. \$
➤	2013	260 M. \$
➤	2014	288 M. \$
➤	2015	289 M. \$
➤	2016	314 M. \$
➤	2017	337 M. \$
➤	2018	401 M. \$
➤	2019	495 M. \$
➤	2020	300 M. \$
➤	2021	350 M. \$
➤	2022	420 M. \$
➤	2023	436 M. \$
➤	2027 (Target)	1 Billion \$



# FOREIGN TRADE IN ESKİŞEHİR

**ESKİŞEHİR  
AVIATION  
INDUSTRIAL  
PRODUCTS  
EXPORT AND  
PROJECTS**




**Next generation  
commercial aircraft engines**

**-LEAP**

**-GENX**

**9.000 Total Orders**



• **TEI**, the world's  
largest supply center  
for New Generation  
Commercial Aircraft  
Engines, and  
«**ESKİŞEHİR**»



# FOREIGN CAPITAL COMPANIES IN ESKİŐEHİR

# FOREIGN CAPITAL IN ESKİŞEHİR

**1** NUMBER OF COMPANIES  
WITH FOREIGN CAPITAL IN  
ESKİŞEHİR'S INDUSTRY **52**

**2** NUMBER OF COMPANIES  
WITH FOREIGN CAPITAL  
IN ESKİŞEHİR OIZ **39**

**3** NUMBER OF COMPANIES  
WITH FOREIGN CAPITAL  
OUTSIDE ESKİŞEHİR OIZ **13**

**4** NUMBER OF EMPLOYEES  
IN FOREIGN CAPITAL **9.000**  
COMPANIES

**5** EXPORT AMOUNT OF  
FOREIGN CAPITAL  
COMPANIES (\$) **1**  
**Billion \$**

## Country Distribution of Foreign Capital Companies

**1**

**9 GERMANY**



**7 SPAIN**



**6 ITALY**



**5 USA**



**2**

**5 UK**



**4 FRANCE**



**2 AUSTRIA**



**2 INDIA**



















**4**

**12 OTHER COUNTRIES**














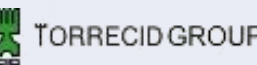




# FOREIGN CAPITAL IN ESKİŞEHİR-1

## LIST OF COMPANIES WITH FOREIGN CAPITAL IN ESKİŞEHİR

Order No.	Flag	Logo	Company name	Industry	In OIZ	Out OIZ
1			Ford Otomotiv A.Ş.	Automotive	-	✓
2			TUSAŞ Motor A.Ş.	Aviation	-	✓
3			Alp Havacılık A.Ş.	Aviation	✓	-
4			Renta Elektrikli Ev Ltd. Şti.	White Goods	✓	-
5			GKN Eskişehir Oto. A.Ş.	Automotive	✓	-
6			Peyman Kuruyemiş A.Ş.	Food	✓	-
7			Jamak Makine A.Ş.	Automotive	✓	-
8			KWS Türk Tarım A.Ş.	Agriculture-Food	✓	-
9			Das Lager Rulman A.Ş.	Automotive	✓	-



# FOREIGN CAPITAL IN ESKİŞEHİR-2

## LIST OF COMPANIES WITH FOREIGN CAPITAL IN ESKİŞEHİR

Order No.	Flag	Logo	Company name	Industry	In OIZ	Out OIZ
10			Hisarlar Makine A.Ş.	Agricultural Machinery	-	✓
11			Solar Patlayıcı A.Ş.	Chemical Explosive	-	✓
12			Knauf İzolasyon A.Ş.	Chemical Isolation	✓	-
13			Cellofoam Yalıtım Ltd. Şti.	Chemical Insulation	✓	-
14			Metko Hüttenes-Albertus	Chemical Casting	✓	-
15			Roca TR Banyo A.Ş.	Casting Armature	✓	-
16			Torrecid Seramik Ltd. Şti.	Ceramic Chemical	✓	-
17			Tolsa Turkey Maden A.Ş.	Mining	-	✓
18			Esmaltes Turkey Ltd. Şti.	Ceramic	✓	-

# FOREIGN CAPITAL IN ESKİŞEHİR-3

## LIST OF COMPANIES WITH FOREIGN CAPITAL IN ESKİŞEHİR

Order No.	Flag	Logo	Company name	Industry	In OIZ	Out OIZ
19			Esmalglass Itaca Ltd. Şti.	Ceramic Chemical	✓	-
20			Saica Pack Turkey A.Ş.	Paper Corrugated Cardboard	✓	-
21			Saint-Gobain İnovatif A.Ş.	Chemical Abrasive	✓	-
22			Air Liquide Gaz A.Ş.	Chemical Gas	✓	-
23			İzocam A.Ş.	Chemical Insulation	✓	-
24			Barry Callebaut Ltd. Şti.	Food Chocolate	✓	-
25			Ajinomoto İstanbul Ltd.Şti.	Food Sauces	-	✓
26			TERRACO A.Ş.	Chemistry Paint-Building Chemical	✓	-
27			Eskişehir Oluklu Muk. A.Ş.	Paper Corrugated Cardboard	✓	-



















# FOREIGN CAPITAL IN ESKİŞEHİR-4

## LIST OF COMPANIES WITH FOREIGN CAPITAL IN ESKİŞEHİR

Order No.	Flag	Logo	Company name	Industry	In OIZ	Out OIZ
28			Coşkunöz Savunma A.Ş.	Aviation	✓	-
29			Ferro Turkey Ltd. Şti.	Ceramic Coating	✓	-
30			ILPEA Plastik Ltd. Şti.	White Goods Plastic	✓	-
31			Smaltochimica Kimya Ltd. Şti.	Chemical Gas	✓	-
32			Balaguer Rolls Ltd. Şti.	Food Industry Machines	✓	-
33			Pernat Turkey A.Ş.	Automotive Machining	✓	-
34			IMQ Turkey Test Ltd. Şti.	Testing and Certification	✓	-
35			Tecnoferrari Turkey Ltd.Şti.	Machine Maintenance	-	✓
36			Akdeniz Mineral A.Ş.	Mining	-	✓





# FOREIGN CAPITAL IN ESKİŞEHİR-5

## LIST OF COMPANIES WITH FOREIGN CAPITAL IN ESKİŞEHİR

Order No.	Flag	Logo	Company name	Industry	In OIZ	Out OIZ
37			Magnesite A.Ş.	Mining	-	✓
38		 Türk Maden Şirketi A.Ş.	Türk Maden Şirketi A.Ş.	Mining	-	✓
39		ACI TR	ACI TR Otomotiv A.Ş.	Chemical Automotive	✓	-
40		 NYBERG COMMERCIAL AB	Birola Mineral Ltd. Şti.	Mining	-	✓
41		 Element Minerale Madencilik San. ve Tic. Ltd. Şti.	Element Maden. Ltd. Şti.	Mining	-	✓
42		 Since 1840	PMG TARAL A.Ş.	Agricultural Machinery	✓	-
43			Papier Badaloff Amb.Ltd.Şti.	Packaging	✓	-
44		 ZSCHIMMER & SCHWARZ	Euro Kimya San ve Tic. A.Ş.	Ceramic Chemical	✓	-
45		 PLASTIK	Ataflex Plastik Amb.Ltd.Şti.	Plastic Packaging	-	✓

# FOREIGN CAPITAL IN ESKİŞEHİR-6

## LIST OF COMPANIES WITH FOREIGN CAPITAL IN ESKİŞEHİR

Order No.	Flag	Logo	Company name	Industry	In OIZ	Out OIZ
46			Alarko Carrier A.Ş.	Combi Boiler	✓	-
47			Oldrati Kauçuk Ltd.Şti.	Rubber & Plastic	✓	-
48			TIS TURKEY A.Ş.	Valves	✓	-
49			Miral Endüstriyel Ltd. Şti.	Industrial Freezer	✓	-
50			Varmecom Endüstriyel A.Ş.	Gas Boilers	✓	-
51			Entekno Endüstriyel A.Ş.	Cosmetics, Ceramics And Electroceramic	✓	-
52			BHS Makine Ltd. Şti.	Corrugated Cardboard Plant Machinery	✓	-
53						
54						



# ESKİŞEHİR ORGANIZED INDUSTRIAL ZONE

# Eskişehir OIZ

Hasanbey OIZ 188,6 ha

Railway Specialized  
OIZ 56.7 ha

**AVAILABLE  
OIZ**

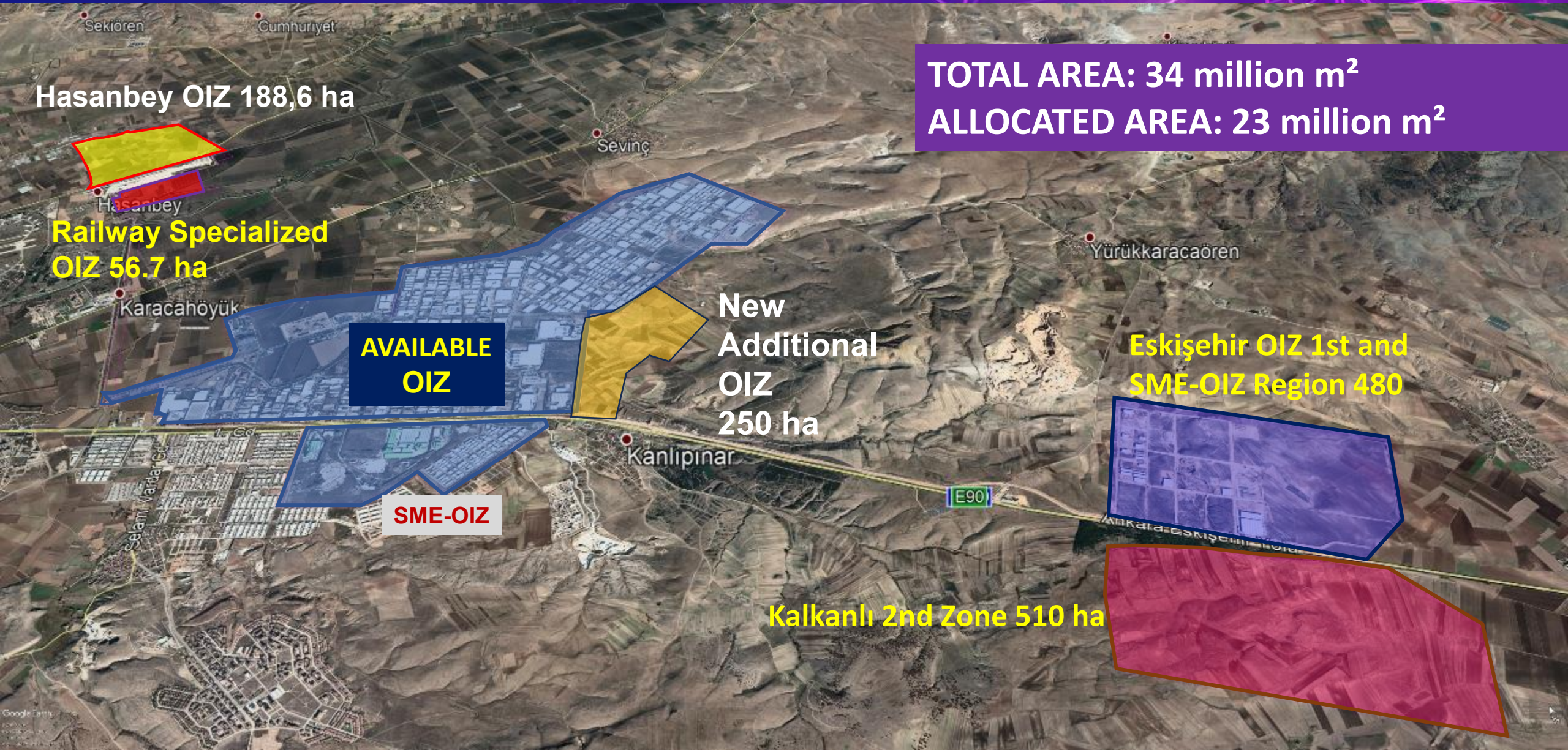
**SME-OIZ**

New  
Additional  
OIZ  
250 ha

Eskişehir OIZ 1st and  
SME-OIZ Region 480

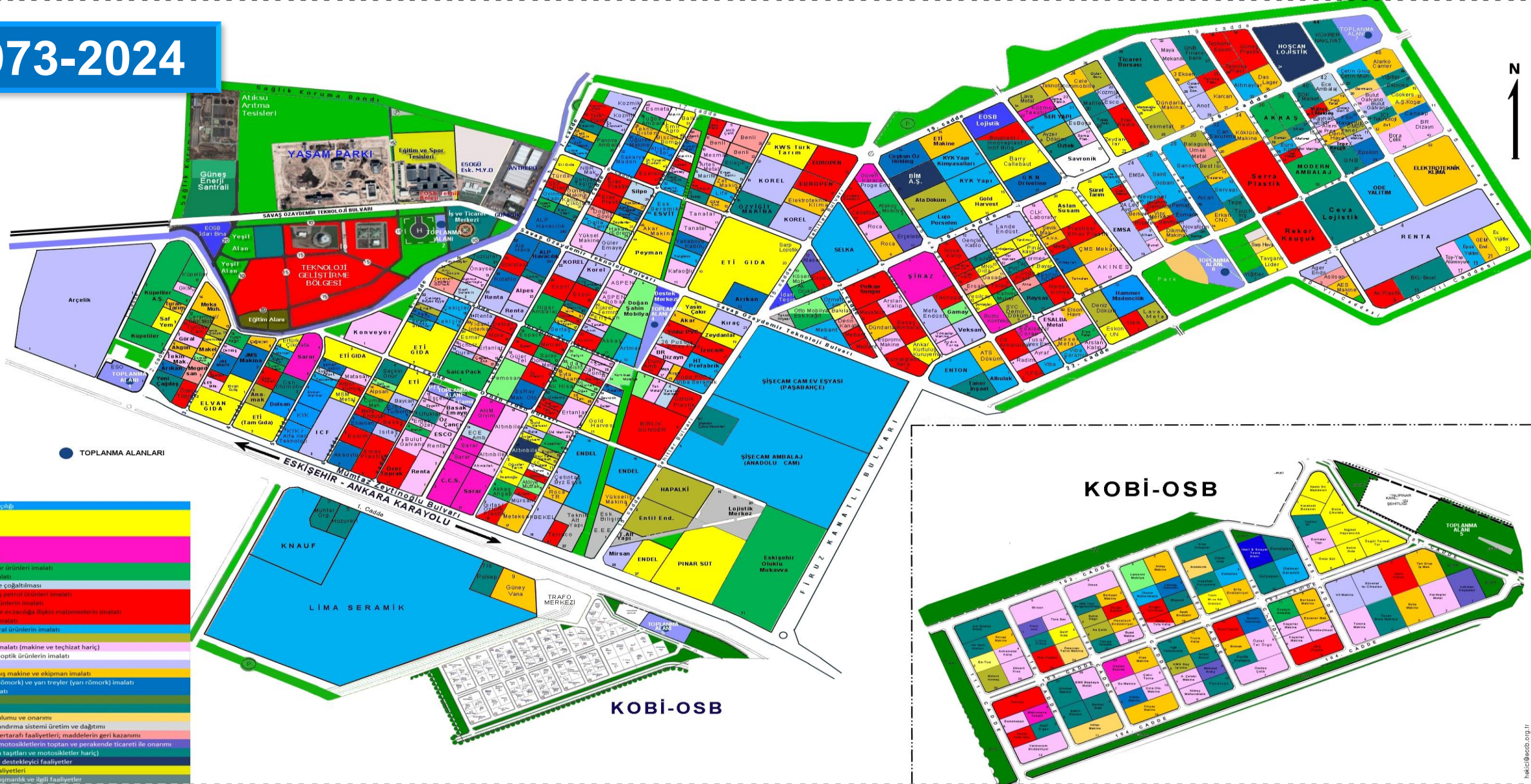
Kalkanlı 2nd Zone 510 ha

**TOTAL AREA: 34 million m<sup>2</sup>  
ALLOCATED AREA: 23 million m<sup>2</sup>**



# Eskişehir OIZ

1973-2024



● TOPLANMA ALANLARI

- 08 Diğer madencilik ve taş ocaklığı
- 10 Gıda ürününün imalatı
- 11 İçeceklerin imalatı
- 12 Tütün ürünleri imalatı
- 13 Tekstil ürününün imalatı
- 14 Giyim eşyasının imalatı
- 15 Deri ve ilgili ürünlerin imalatı
- 16 Ağaç, ağaç ürünleri ve mantar ürünleri imalatı
- 17 Kağıt ve kağıt ürününün imalatı
- 18 Kayıtlı medyanın basılması ve çoğaltılması
- 19 Makine ve ekipmanların kurulumu ve onarımı
- 20 Bilgiyararları, elektronik ve optik ürünlerin imalatı
- 21 Temel enerji üreten tesislerin ve enerji dağıtım tesislerinin imalatı
- 22 Küçük ve plastik ürünlerin imalatı
- 23 Diğer metalik olmayan mineral ürünlerin imalatı
- 24 Ana metal sanayi
- 25 Fabrikasyon metal ürünleri imalatı (makine ve teçhizat hariç)
- 26 Elektrikli teçhizat imalatı
- 27 Elektrikli teçhizat imalatı
- 28 Başka yerde sınıflandırılmamış makine ve ekipman imalatı
- 29 Motorlu kara taşıtı, treyler (römork) ve yarı treyler (yarı römork) imalatı
- 30 Diğer ulaşım araçlarının imalatı
- 31 Mobilya imalatı
- 32 Diğer imalatlar
- 33 Makine ve ekipmanların kurulumu ve onarımı
- 35 Elektrik, gaz, buhar ve havalandırma sistemi üretim ve dağıtımı
- 38 Atığın toplanması, işleme ve bertarafı; faaliyetleri; maddelerin geri kazanımı
- 45 Motorlu kara taşıtlarının ve motosikletlerin toplan ve perakende ticareti ile onarımı
- 46 Topatan ticaret (Motorlu kara taşıtları ve motosikletler hariç)
- 52 Taşımacılık için depolama ve destekleyici faaliyetler
- 56 Yiyecek ve içecek hizmeti faaliyetleri
- 58 Bilgi ve iletişim teknolojileri, elektronik ve ilgili faaliyetler

# Eskişehir OIZ



# Eskişehir OSB 1.SME-OIZ Area



**98 Company**  
**450.000 m<sup>2</sup>**



# Eskişehir OSB 2.SME-OIZ Area

142  
Company  
566.000 m<sup>2</sup>

- Allocations will be made to companies in July 2021.

- The first facilities are expected to enter service in 2023.

# Eskişehir OIZ - 1st Development Zone



ESKİŞEHİR  
ORGANIZED  
INDUSTRIAL ZONE



2017-2024

ANKARA

# Eskişehir OIZ - 1st Development Zone



-The picture is from 2020.

-99 percent of this area has been allocated to investors.

-Currently, the factory constructions of nearly 200 companies continue in this region.

-In this section, the last remaining plots close to the road are sold.

# Eskişehir OIZ – 2nd Development Zone



Eskişehir OIZ-1st Development Zone (İMİŞEHİR)

Kalkanlı 2nd Development (510 Hektar)

Google Earth

© 2020 Google  
© 2020 Basarsoft  
Image © 2021 Maxar Technologies

# Eskişehir OIZ-Chinese Company's Investment

## Haier

First Investment Area



Second Investment Area



✓ **COMPANY:** RENTA ELEKTRİKLİ EV ALETLERİ SAN. VE DIŞ TİCARET LTD. ŞTİ.

✓ **CAPACITY:** 1.500.000 Piece/Year Tumble Dryer

✓ **Investment Area:** 450.000 m2 **Investment Amount:** 2 Billion TL

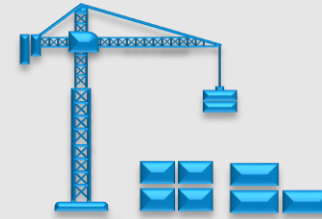
✓ **Employment:** 2.000 **Annual Export:** 1,5 Billion \$



## Haier



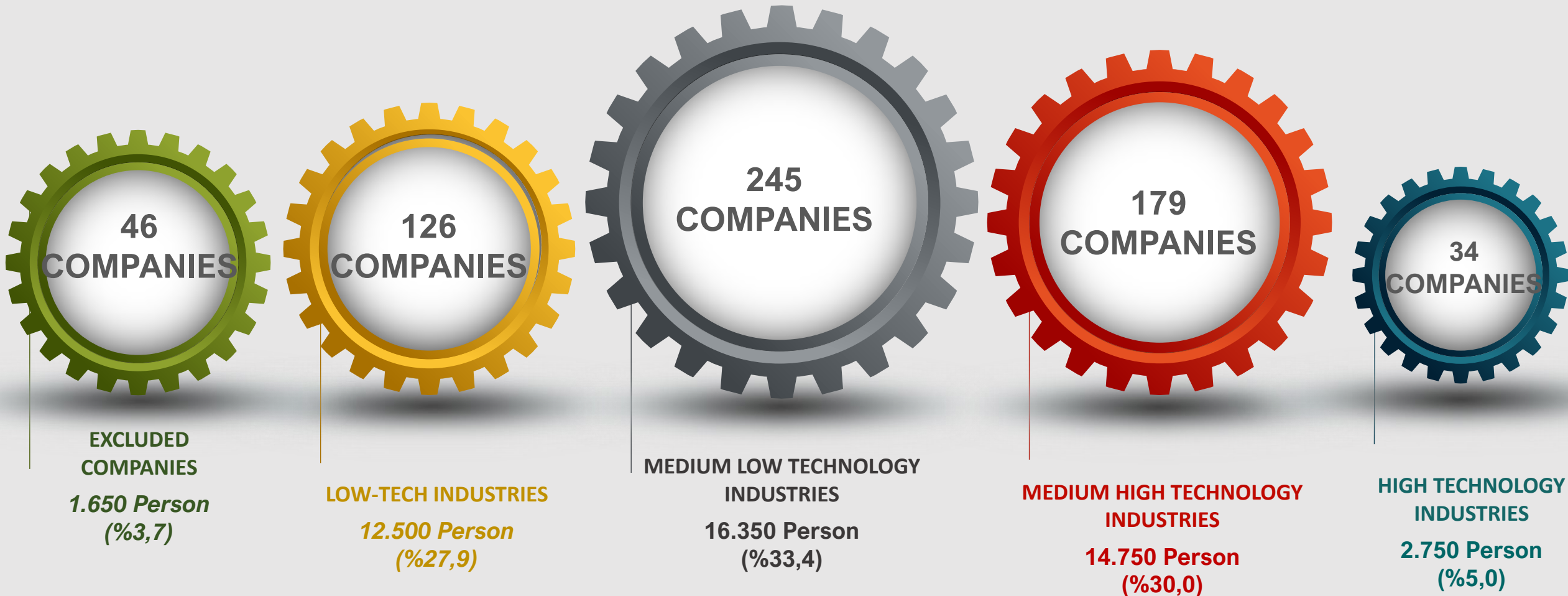
# Eskişehir OIZ-Current Situation



**NUMBER OF EMPLOYEES  
49.000 PERSONS**



## Distribution of Eskişehir Organized Industrial Zone Companies by Technology Level-2023 Year



# Eskişehir OIZ - 2030





**20 Industrial  
R&D Centers in  
Eskişehir  
(14 in Eskişehir  
OIZ)**

**5 Design Centers  
in Eskişehir**

## R&D CENTERS IN ESKİŞEHİR

ORDER NO	NAME OF THE R&D CENTER	SECTOR	LOCATIO N	DOCUMENT DATE
1	Alp Havacılık San. ve Tic. A.Ş.	Aviation	OIZ	14.11.2013
2	Arçelik A.Ş. Buzdolabı ve Kompresör İşletmesi	Durable Goods	OIZ	21.10.2008
3	Arıkan Kriko ve Makina San. ve Tic. A.Ş.	Automotive Supply Industry	OIZ	14.06.2019
4	Entil Endüstri Yatırımları ve Ticaret A.Ş.	Casting	OIZ	18.12.2017
5	Esalba Metal San. ve Tic. A.Ş.	Machinery and Equipment Manufacturing	OIZ	20.06.2017
6	Eti Gıda Sanayi ve Ticaret A.Ş.	Food	OIZ	18.12.2015
7	Eti Makine Sanayi ve Ticaret A.Ş.	Machinery and Equipment Manufacturing	OIZ	07.12.2012
8	Ford Otomotiv Sanayi A.Ş. (İnönü)	Automotive	Eskişehir	28.01.2016
9	Hisarlar Makina San. ve Tic. A.Ş.	Machinery and Equipment Manufacturing	Eskişehir	29.03.2012
10	Karcan Kesici Takım San. ve Tic. Ltd.Şti.	Machinery and Equipment Manufacturing	OIZ	09.06.2017
11	Nova Kalıp Sanayi A.Ş.	Plastic-Rubber	OIZ	23.02.2018
12	Radim Radyatör San. ve Tic. Ltd. Şti.	Air conditioning	OIZ	02.05.2018
13	Renta Elektrikli Ev Aletleri San. ve Dış Tic. Ltd. Şti.	Durable Goods	OIZ	15.05.2018
14	Renta Elektrikli Ev Aletleri San. ve Dış Tic. Ltd. Şti.	Durable Goods	OIZ	16.06.2016
15	Savronik Elektronik San. ve Tic. A.Ş.	Electric-Electronics	OIZ	09.03.2017
16	Seranit Granit Seramik A.Ş. (Eskişehir)	Ceramic and Refractory	Eskişehir	27.02.2018
17	Tanatar Kalıp Pres İşleri San. ve Tic. Ltd. Şti.	Automotive Supply Industry	OIZ	06.12.2018
18	Tusaş Motor Sanayi A.Ş. (TEİ)	Aviation	Eskişehir	18.12.2008
19	TÜRASAŞ A.Ş.	Machinery and Equipment Manufacturing	Eskişehir	09.06.2017
20	Veli Akgün İnşaat Seramik San. ve Tic. Ltd. Şti.	Ceramic and Refractory	Eskişehir	22.03.2018

## COMPANIES WITH DESIGN CENTERS IN ESKİŞEHİR

ORDER NO	DESIGN CENTERS	SECTOR	LOCATION	DOCUMENT DATE
1	Seranit Granit Seramik A.ş.	Seramik ve Refrakter	Eskişehir	22.10.2018
2	Hisarlar Makina Sanayi Ve Ticaret A.Ş.	Makine ve Teçhizat İmalatı	Eskişehir	18.02.2019
3	Bora Çelik Eşya ve Mobilya İnş. Malz. San. Tic. Ltd. Şti.	Demir ve Demir Dışı Metaller	Eskişehir	23.10.2020
4	Epsilon Ndt Endüstriyel Kont. Sistemleri San. Ve Tic. A.Ş.	İmalat Sanayi	Eskişehir	15.03.2021
5	Secant Teknoloji Geliştirme Sanayi ve Ticaret A.Ş.	Savunma Sanayi	Eskişehir	29.04.2021

# Eskişehir OIZ-Industrial Clusters



**Eskişehir-Bilecik-Kütahya Ceramic Cluster** ⚙️

**2010**



**31 Company**

**Eskişehir Aviation Cluster** ⚙️

**2011**



**32 Company**

**Rail Systems Cluster** ⚙️

**2011**



**43 Company**

**Eskişehir Mining Cluster** ⚙️

**2016**



**20 Company**

**Eskisehir Furniture Cluster** ⚙️

**2018**



**20 Company**



[www.esac.org.tr](http://www.esac.org.tr)

[www.rsc.org.tr](http://www.rsc.org.tr)

[www.ebkseramik.org](http://www.ebkseramik.org)

## ESKİŞEHİR OIZ INFRASTRUCTURE FACILITIES AND SUPPORT UNITS



### 01 ELECTRICITY

- 34.5 kv at each parcel border



### 02 NATURAL GAS

- 4 bar PE pipes, 12-19 bar steel pipes at each parcel border



### 03 WATER

- 180 Lt/sec potable water quality at 4-6 bar pressure in each parcel



### 04 WASTE WATER

- 200-600 mm concrete pipe in appropriate diameter at each parcel border.

### TELEPHONE 05

- In the number of lines requested at each parcel border



### INTERNET 06

- At the desired speed with fiber optic cable at each parcel border



### ROAD 07

-First class asphalt pavement in the entire region



### RAIN WATER 08

-At the border of each parcel



### 01 Fire Station Center



### 02 Ambulance



### 03 Road Maintenance Teams



### 04 Sports Facilities



### 05 Breakdown Teams



### 06 Mosques



### 07 Trade Center



### 08 Nursery







**ESKİŐEHİR ENDÜSTRİYEL ENERJİ A.Ő.**  
**(ELECTRICITY GENERATION)**





**Solar Power Plant**  
**Power: 2 MW**  
**Established: 2016**



## ESKİŐEHİR BİLİŐİM VE İLETİŐİM SAN. VE TİC. A.Ő. (INTERNET SERVICE PROVIDER)

- Internet Service Provider
- Founded in April 2000
- Fiber Optic Infrastructure in the Entire OIZ
- **10 GBbps internet connection speed**
- **500 Domain Management**
- **300 Hosting Services**
- **38 Server Accommodation**
- **3700 Corporate E-mail Services**

[www.eso-es.net](http://www.eso-es.net)





## ANADOLU TEKNOLOJİ ARAŞTIRMA PARKI A.Ş. (ESKİŞEHİR TECHNOLOGY DEVELOPMENT ZONE)



- 4 Campuses – 9 Buildings
- Cooperation with 4 Universities
- 98% Occupancy Rate
- 140 R&D Firms
- 1250 R&D Personnel
- 43 Academic Entrepreneurs
- 300 Number of Ongoing Projects
- 13 Registered Patents  
(18 Pending Approval)
- 16 Different Sectors
- 117 Different Products

Eskişehir Design and Innovation Center



Bilecik University Technopark



Central Technopark



Anadolu University Technopark



Esk. Osmangazi University Technopark





## ESART ATIKSU ARITMA SAN. VE TİC. A.Ş. (WASTEWATER TREATMENT PLANT)

- Established in July-2009
- WWTP Capacity 24.000 m<sup>3</sup>/day
- Number of Employees 43 Persons
- Waste Sludge Drying Plant
- **Covid-19 Prevention Studies in Water**
- **Facility structure compatible with increasing capacity**
- **Environmental Laboratory Accredited by TÜRKAK**
- **Our laboratory also carries out various measurement studies at OIZ and outside the province by the order of the Ministry.**








## MEGEM ENDÜSTRİYEL MESLEKİ EĞİTİM VE DAN. HİZ. A.Ş. (VOCATIONAL EDUCATION, TEST AND MEASUREMENT CENTER)

- CNC Training Department
- Industrial Automation Training Department
- Welding Technologies Training Department
- Machinery Maintenance and Assembly Department
- Department of Coordinate Measurement (CMM) and Industrial Design
- Welding Technology Destructive and Non-Destructive Testing Department
- EOIZ Joint Vocational Training Centers Development Project
- In total, more than 1.675 people received training and joined the workforce.





## ESBEM SINAV BELGELENDİRME GÖZETİM DAN. HİZ. SAN. VE TİC. A.Ş. (VOCATIONAL QUALIFICATION AND PERSONNEL CERTIFICATION CENTER)

1. Steel Welder
2. Resistance Weld Adjuster
3. Gantry Crane Operator
4. Machine Maintenance Operator
5. Metal Cutting Operator
6. Metal Cutter
7. Metal Sheet Machining Machine Worker
8. Metal Sheet Processing Machine Operator
9. NC/CNC Machine Worker Level 3
10. NC/CNC Machine Worker Level 4
11. Plastic Injection Manufacturing Staff Member Level 3
12. Plastic Injection Manufacturing Staff Member Level 4

It came into activity on January 4, 2021.





01

*Vocational  
High School*



02

*Vocational  
School*



03

*Disabled  
Workshop*



04

*Life Center*



05

*Business and  
Trade Center*



06

*Logistics  
Center*



## PRIVATE ESKİŞEHİR OIZ VOCATIONAL AND TECHNICAL ANATOLIAN HIGH SCHOOL (TECHNICAL VOCATIONAL HIGH SCHOOL)

- The first stage of the school started education with 100 students in 2019-2020 academic year.
- Construction of school campus was completed in 2020.
- In 2023-2024 academic year, 390 new students were admitted to the school. There are 1.440 students.
- 1.560 students will be able to receive education in school at full capacity.
- The total area is 146 thousand m2 and the closed area is 26 thousand m2. There are 30 classrooms.
- Education in the school is given in 10 professions connected to 5 main branches.
- The construction cost of school was 90 million TL.





ÖZEL ESKİŞEHİR OSB  
MESLEKİ VE TEKNİK ANADOLU LİSESİ





**ÖZEL ESKİŞEHİR OSB**  
MESLEKİ VE TEKNİK ANADOLU LİSESİ

## **DEPARTMENTS**

**1- Metal Technology**

**2-Industrial Automation Technologies**

**3-Plastic Technology**

**4-Machine Technology**

**5-Electrical and Electronic Technologies**

## **WORKSHOPS**

### **PLASTIC TECHNOLOGY**

- Basic Mould Workshop
- Advanced Mould Workshop
- Plastic Processing Workshop
- Basic Manufacturing Processing Workshop
- Profile Processing Workshop
- Film Processing Workshop
- Blow Molding Workshop
- Technical Professional Painting Workshop
- Computer Control Workshop
- Polymer Test Workshop

### **MACHINE TECHNOLOGY**

- Manufacturing Processing Workshop
- Sheet Metal and Volume Moulds Workshop
- CNC Workshop

### **INDUSTRIAL AUTOMATION TECHNOLOGY**

- Basic Mechanic Workshop

### **METAL TECHNOLOGY**

- Cold Forming Workshop

### **ELECTRICAL AND ELECTRONIC TECHNOLOGY**

- Basic Painting Workshop
- Electrical Machines and Control Systems Workshop
- Basic Electronics Workshop
- Industrial Control Systems Workshop
- Control Technical Workshop

# ESKİŐEHİR OIZ

ESKİŐEHİR  
ORGANIZED  
INDUSTRIAL ZONE

PRIVATE ESKİŐEHİR OIZ VOCATIONAL AND TECHNICAL ANATOLIAN HIGH SCHOOL  
(TECHNICAL VOCATIONAL HIGH SCHOOL)






## EOIZ LIFE CENTER (COMMERCIAL AND SPORTS SERVICE)

- The construction of parts of the Living Center started in 2019.
- Units located in the center,
  - + Social Areas
  - + Multi-Purpose Conference Hall
  - + Nursery
  - + Industrial Museum
  - + Sports Fields and Fitness Center
  - + Cafe-Bistro
  - + Restaurants
  - + Commercial Units are available.

The completed sections will be put into service and the centers will be operational in 2021. It is 181 thousand m2.





# ESKİŞEHİR OIZ

**ESKİŞEHİR  
ORGANIZED  
INDUSTRIAL ZONE**

**EOIZ LIFE CENTER  
(COMMERCIAL AND SPORTS SERVICE)**





## ESOGU UNIVERSITY ESKİŞEHİR VOCATIONAL SCHOOL (VOCATIONAL SCHOOL)

- The school was established in 2010 in OIZ with the cooperation of ESOGU and EOIZ.
- The school has an open area of 16.500 m<sup>2</sup> and a closed area of 3.300 m<sup>2</sup>.
- There are 550 students, 17 faculty members and 5 administrative staff at the school.
- School departments;
  - + Department of Environmental Protection Technologies
  - + Department of Machinery and Metal Technologies
  - + Department of Electronics and Automation
  - + Department of Motor Vehicles and Transportation Technology (Aircraft) "To be operational in 2021"





## ASSEMBLY WORKSHOP FOR THE DISABLED

- Our workshop was established with the cooperation of Tepebaşı Municipality and Eskişehir OIZ.
- It started its activity in 2019.
- The capacity of the workshop is 30 persons.
- Currently, 19 people are working in the workshop.
- 257 thousand pieces of work and 12 thousand TL of work in the workshop were completed and delivered to 5 factories and the industrialists.
- 3 out of 19 students were employed in the factories in the OIZ.





## EOIZ BUSINESS AND TRADE CENTER (BANKS AND COMMERCIAL UNITS)

- The first section was established in 2004, additional sections were opened in 2009.
- Installation area is 80 thousand m<sup>2</sup>
- 42 workplaces available
- Bank Branches
- Insurance Companies
- Engineering Companies
- Financial Consultancy Companies
- Customs Consultancy Offices
- Sales of Industrial Consumables
- Commercial Companies
- The tent area is used for collective organizations





## EOIZ LOGISTICS CENTER (LOGISTICS AND CARGO COMPANIES)

- The first division was established in 2003
- Installation area of 90 thousand m<sup>2</sup>
- High Technology Terminal Building
- 170 Truck Capacity Parking Area
- Repair and Maintenance Stations
- Gas station
- Cargo Offices
- National Cargo Companies
- Transportation Warehouses






## ESKİŐEHİR ENDÜSTRİYEL ENERJİ A.Ő. (CHARGING STATIONS)

- Our company will be established in December 2022
- 51 of our Chargers are currently active
- AC and DC charging possible
- Devices can be accessed and used from the “EEE energy” Mobile Phone application
- In 2024, installations will be made rapidly at intensive usage points.



## THE GREENEST OIZ OF TURKEY



Çevre Berati



Dünya Bankası  
destekli "Türkiye  
Yeşil OSB Uygulama  
Projesi"nde  
pilot OSB seçildi



Yeşil OSB



Eskişehir Endüstriyel  
Simbiyoz Projesi (BEBKA)



SHAREBOX  
SECURE SHARING

AB Sharebox  
Endüstriyel  
Simbiyoz Projesi



ESKİŐEHİR  
ORGANIZED  
INDUSTRIAL ZONE

# Thank You...

Phone: +90-222-2361080 / 2360035

Fax: +90-222 2360129

[www.eosb.org.tr](http://www.eosb.org.tr)

[info@eosb.org.tr](mailto:info@eosb.org.tr)